

CITYCOCO

HIGYM

HIGYM TECHNOLOGY CO.,LTD
www.higymtechnology.com



HM-6

Frame material	seamless steel tube
Rims	17 inch aluminum wheel
Packing size	
N.W/G.W	87kg/76KG
Max Speed	40km/h
Maximum load	200kg
Maximum mileage	40km
Maximum climbing	30°
Accelerator	Handle acceleration
Front Rear brake	Front and rear oil pressure disc brake
Motor power	60V2000W
Charge time	Aluminum case 6A charger
Charge time	182*37.5*86cm



HM-8

Frame material	seamless steel tube
Rims	17 inch aluminum wheel
Packing size	
N.W/G.W	87kg/76KG
Max Speed	40km/h
Maximum load	200kg
Maximum mileage	40km
Maximum climbing	30°
Accelerator	Handle acceleration
Front Rear brake	Front and rear oil pressure disc brake
Motor power	60V2000W
Charge time	Aluminum case 6A charger
Charge time	182*37.5*86cm



SS-8.0 E-Dirt Bike



Vehicle size (mm)	1880mm*770mm*1088mm	Controller	72V100A sine wave
Wheel base (mm)	1285mm	Charger	6A smart charger
Seat cushion height (mm)	860mm	Charging time	5h
Min. ground clearance (mm)	300mm	Display	YXT
Max.Speed (km/h)	≥85km/h	Headlight	Over size LED headlight,/LED
Range	85km	Frame	6061 Aluminum alloy forging
Climbing degree(°)	≥65°	surface treatment	anodic oxidation
Curb Weight (kg)	65	Tyre (front/black)	70/100-19
Rated loading capacity (kg)	100	fron shock absorption/travel (mm)	faster Hydraulic inverted telescopic damping adjustable 200mm
Max.loading capacity (kg)	200	black shock absorption/travel (mm)	faster Hydraulic airbag preload telescopic damping adjustable 85mm
Battery type	21700 lithium	Brake form	Hydraulic4-piston 203mm ventilated disc
Battery capacity	72V40AH	Saddle	Four-layer elastic leather + high elastic foam
Battery energy	2.88Kwh	Export package	Wooden frame + 7-layer carton
Battery lifecycle	≥2000 TIMES	G/W	67kg
Motor type	Intermediate brushless motor	Color	Black, Red or customization
Rated motor power (KW)	3000	Lead Time	45days
Maximum Power (KW)	6000	40GP / HC 40	147PCS

HM-9

Frame material	seamless steel tube
Tire hub	12 inch aluminum wheels
Packaging size	188 * 38 * 80cm
Gross weight/net weight	87kg/76KG
Maximum speed	85km/h
maximum payload	300kg
Range	30-100km
Climbing ability	30 °
Acceleration method	Spindle acceleration
Braking method	Front and rear hydraulic disc brakes
Motor power	60V2000-4000W
Charging time	Aluminum shell 6A charger



NEW



SS-GOGO

Frame material	seamless steel tube
Tire hub	10 inch
Packaging size	1700*420*950
Gross weight/net weight	40kg/35KG
Maximum speed	45km/h
maximum payload	200kg
Range	40km
Climbing ability	18°
Acceleration method	Spindle acceleration
Braking method	Front and rear drum brakes
Motor power	350w-1000w
Charging time	2A



side



behind

SS-9.0



EEC&DOT CP-1

- Frame material** Seamless Steel Tube
- Tire Rims** 8-inch
- Packing size** 177*38*85
- GROSS/NET weight** 65kg/75kg
- Maximum Speed** 25/45 km/h
- Maximum load** 300kg
- Range** 30-100km
- Climbing capacity** 20°
- Acceleration model** Turn the handle to accelerate
- braking model** Front and rear disc brakes
- Motor power** 1500w
- Charging time** 6-10H



CP-1.2

CP-1.3



CP-1.0



CP-1.1

Model		CP-1.0	CP-1.1	CP-1.2	CP-1.3	CP-1.4	
		1500w12ah	1500w12ah	1500w12ah	1500w12ah	1500w12ah	1500w12ah
45km/h COC		45km/h COC	45km/h COC	45km/h COC	45km/h COC	45km/h COC	
25km/h COC		25km/h COC	25km/h COC	25km/h COC	25km/h COC	25km/h COC	
Specification	motor	1500w	1500w	1500w	1500w	1500w	
	lithium battery	60v12a, removable	60v12a, removable	60v12a, removable	60v12a, removable	60v12a, removable	
	range	35-40km	35-40km	35-40km	35-40km	35-40km	
	max speed	45km/h	45km/h	45km/h	45km/h	45km/h	
	max load	200kgs	200kgs	200kgs	200kgs	200kgs	
	max climb	18 degrees	18 degrees	18 degrees	18 degrees	18 degrees	
	charge time	5-6h.	5-6h	5-6h	5-6h	5-6h	
	tire	8inch	8inch	8inch	8inch	8inch	
	disc brake						
	Front and rear shock suspension						
Front light/rear light/turning lights							
Horn / speedometer / mirrors							
Packing	Vehicle package size	191*38*77cm	191*38*77cm	191*38*77cm	191*38*77cm	191*38*77cm	
	Product Size	1900x390x1000mm	1900x390x1000mm	1900x390x1000mm	1900x390x1000mm	1900x390x1000mm	
	NW	72kg	72kg	72kg	72kg	72kg	
	GW	82kg	82kg	82kg	82kg	82kg	
		0.53CBM/pc	0.53CBM/pc	0.53CBM/pc	0.53CBM/pc	0.53CBM/pc	
	Remove Front Wheel Packing	177*38*85	177*38*86	177*38*85	177*38*85	177*38*85	



CP-1.4



CP-1.5



CP-1.8



CP-1.9



CP-1.6



CP-1.7

Model	CP-1.5	CP-1.6	CP-1.7	CP-1.8	CP-1.9	
	1500w12ah	1500w12ah	1500w12ah	1500w12ah	1500w12ah	
	45km/h COC 25km/h COC	45km/h COC 25km/h COC	45km/h COC	45km/h COC	45km/h COC	
Specification	motor	1500w	1500w	1500w	1500w	1500w
	lithium battery	60v12a, removable	60v12a, removable	60v12a, removable	60v12a, removable	60v12a, removable
	range	35-40km	50-60km	50-60km	50-60km	50-60km
	max speed	45km/h	45km/h	45km/h	45km/h	45km/h
	max load	200kgs	200kgs	200kgs	200kgs	200kgs
	max climb	18 degrees	18 degrees	225/40-10 degrees	18x9.5-8degrees	225/40-10 degrees
	charge time	5-6h	8-10h	8-10h	8-10h	8-10h
	tire	8inch	10inch	10inch	10inch	8inch
	disc brake					
	Front and rear shock suspension					
Front light/rear light/turning lights						
Horn / speedometer / mirrors						
Packing	Vehicle package size	191*38*77cm	1pc/carton		1pc/carton	
	Product Size	1900x390x1000mm	carton size:177*38*85cm		carton size:177*38*85cm	
	NW	72kg	70kg		70kg	
	GW	82kg	80kg		80kg	
		0.53CBM/pc	0.57CBM/pc		0.57CBM/pc	
	Remove Front Wheel Packing	177*38*85			Fully upgraded led, headlamp, turn signal lamp, tail lamp, LCD large screen instrument, double overall large cushion, and 3 batteries can be installed	



CP-2.0



CP-2.1



CP-3.0



CP-3.2

Model		CP-2.0	CP-2.1	
		1500w	1500w	
		12A	12A	
		45km/h COC	45km/h COC	
Specification	motor	1500w/2000W	1500w/200W	
	lithium battery	60v20a, removable	60v12a, removable	
	range	100-120km (two batteries)	30-35km	
	max speed	45km/h	45km/h	
	max load	200kgs	200kgs	
	max climb	225 degrees	225 degrees	
	charge time	8-10h per battery	5-6h	
	tire	10inch	10inch	
			disc brake	
			Front and rear shock suspension	
		Front light/rear light/turning lights		
		Horn / speedometer / mirrors		
Packing			1pc/carton	
	carton size	177*38*85cm	177*38*85cm	
	NW	70kg	70kg	
	GW	80kg	80kg	
		0.57CBM/pc	0.57CBM/pc	

Model		CP-3.0	CP-3.2	
		12ah	12ah	
		45km/h COC	45km/h COC	
		25km/h COC	25km/h COC	
Specification	motor	2000W	2000W	
	lithium battery	60v12a, removable	60v12a, removable	
	range	60-70km	60-70km (two batteries)	
	max speed	45km/h	45km/h	
	max load	200kgs	200kgs	
	max climb	225 degrees	225 degrees	
	charge time	5-6h per battery	5-6h per battery	
	tire	10inch	10inch	
			disc brake	
			Front and rear shock suspension	
		Front light/rear light/turning lights		
		Horn / speedometer / mirrors		
Packing	The front wheel package of the whole vehicle is not removed	199x99x100	199x99x100	
	Only the rear wheels of the whole vehicle are unpacked	199x70x100	199x70x100	
	Remove the rear axle package of the rear wheel	199x38x100	199x38x100	
	Remove the front and rear tires without removing the rear axle package	172x87x70	172x87x70	
	Remove the front and rear wheels and rear axle, and pack them in 2 pieces	172x38x85	172x38x85	
		Add 3 wheels to a bag	Add 3 wheels to a bag	
	Basket plus 100	Vehicle size: 200x97x110		



CP-5.0



CP-5.1



CP-5.3



HM-1



HM-1.1

Model		CP-5.0	CP-5.1
			1500w12ah
	45km/h COC	45km/h COC	
	25km/h COC	25km/h COC	
Specification	motor	1500w	1500w
	lithium battery	60v12a, removable	60v12a, removable
	range	35-40km	35-40km
	max speed	45km/h	45km/h
	max load	200kgs	200kgs
	max climb	10 degrees	10 degrees
	charge time	5-6h	5-6h
	tire	10inch	10inch
		disc brake	
		Front and rear shock suspension	
	Front light/rear light/turning lights		
	Horn / speedometer / mirrors		
Packing	Vehicle package size	191*38*77cm	191*38*77cm
	Product Size	1900x390x1000mm	1900x390x1000mm
	NW	72kg	72kg
	GW	82kg	82kg
		0.53CBM/pc	0.53CBM/pc
	Remove Front Wheel Packing	177*38*86	177*38*86

Model		HM-1	HM-1.1
			60v
	20ah	20ah	
	45km/h COC	45km/h COC	
Specification	Battery Concept	Lead acid	Lead acid
	Battery Capacity	60V20Ah	60V20Ah
	Battery Weight(Kg)	35	35
	Charging Time(h)	8	8
	Charge Input Voltage(V)	110V/220V	110V/220V
	MOTOR(Max.Power)	2000W	2000W
		10'High torque maintenance free motor	
	Maximum Speed Km/h	25	25
	Distance Range(Km)	50	50
	Climbing Capacity(with/75kg load)	12%	12%
Weight(Kg)	110	110	
Tyres	8inch	8inch	
Packing	Brakes	Drum/Drum	
	Front/Rear Shock Absorber	Oil/Spring	
	Dimension(mm)	1650*690*1080	1650*690*1080
	Wheelbase(mm)	1075	1075
	Ground Clearance(mm)	110	110
	Maximum load(including passenger) (Kg)	150	150



Model		CP-7	CP-7.1	CP-7.2	
		motor	4000w	4000w	4000w
		range	20ah	20ah	20ah
		45km/h COC 25km/h COC	45km/h COC 25km/h COC	45km/h COC 25km/h COC	
Specification	motor	2000W*2000w	2000W*2000w	2000W*2000w	
	lithium battery	60v20a, removable	60v20a, removable	60v20a, removable	
	range	35-45km	35-45km	35-45km	
	max speed	45km/h	45km/h	45km/h	
	max load	200kgs	200kgs	200kgs	
	max climb	225 degrees	225 degrees	225 degrees	
	charge time	5-6h per battery	5-6h per battery	5-6h per battery	
	tire	10inch	10inch	10inch	
	disc brake				
	Front and rear shock suspension				
Front light/rear light/turning lights					
Horn / speedometer / mirrors					
Packing	Packing size:	provisional	provisional		
	This configuration	Double motors, 4000W in total	Double motors, 4000W in total		
		Dual controller	Dual controller, 10 inch off-road tire		
		The body can swing and ride	Aluminum alloy customized front shock absorber		
		You can go straight	The body can swing and ride, and it can go straight		
	Packaging (l)	Complete vehicle 186 * 38 * 85	Complete vehicle 186 * 38 * 85		

Model		CP-8.0	CP-8.1	HM-2	
		motor	72v	72v	
		range	20ah	20ah	
		45km/h COC	45km/h COC		
Specification	motor	2000w	2000w	1500w	
	lithium battery	72v20a, lead-acid	72v20a, lead-acid	60v20a,	
	range	60	60	35-50km	
	max speed	45km/h	45km/h	45kmh	
	max load	200kgs	200kgs	200kgs	
	max climb	18 degrees	12 degrees	10 degrees	
	charge time	8-10h per battery	8-10h per battery	8-10h per battery	
	tire	12inch	12inch	10inch	
	disc brake				
	Front and rear shock suspension				
Front light/rear light/turning lights					
Horn / speedometer / mirrors					
Packing		1pc/carton	1pc/carton		
	carton size	Packing : 165*42*85	Packing : 165*42*85		
	Packing	85kg	85kg		
	NW	85kg	85kg		
	GW	0.93CBM/pc	0.93CBM/pc		

M8

Frame material	Seamless steel tube
Rims	iron 12inch
Packing size	186x38x85(L*W*H)
N.W/G.W	65KG
Max Speed	55km/h
Maximum load	200kg
Maximum mileage	40km
Maximum climbing	40°
Accelerator	Handlebar
Front Rear brake	Hydraulic Disc Brake
Motor power	60V 2000W
Charge time	3-5 Hours



X17

Frame material	seamless steel tube
Tire hub	12 inch aluminum wheels
Packaging size	182 * 37.5 * 77cm
Gross weight/net weight	87kg/76KG
Maximum speed	60km/h
maximum payload	200kg
Range	30/60km
Climbing ability	30 °
Acceleration method	Spindle acceleration
Braking method	Front and rear hydraulic disc brakes
Motor power	60V3000W
Charging time	Aluminum shell 6A charger
Packaging size	182 * 37.5 * 86cm



HM-4.0



HM-4.1



HM-4.2

Model		HM-4.0		HM-4.1		HM-4.2	
		1500w12ah	2000w12ah	1500w12ah	2000w12ah	1500w12ah	2000w12ah
Specification	45km/h COC	45km/h COC		45km/h COC		45km/h COC	
	25km/h COC	25km/h COC		25km/h COC		25km/h COC	
	motor	1500w-2000w		1500w-2000w		1500w-2000w	
	lithium battery	60v12a, removable		60v12a, removable		60v12a, removable	
	range	35-40km		35-40km		35-40km	
	max speed	45km/h		45km/h		45km/h	
	max load	200kgs		200kgs		200kgs	
	max climb	10 degrees		10 degrees		10 degrees	
	charge time	5-6h		5-6h		5-6h	
	tire	8 inch		10 inch		12 inch	
disc brake							
Front and rear shock suspension							
Front light/rear light/turning lights							
Horn / speedometer / mirrors							
Packing	Vehicle package size	191*38*77cm		191*38*77cm		191*38*77cm	
	Product Size	1900x390x1000mm		1900x390x1000mm		1900x390x1000mm	
	NW	72kg		72kg		72kg	
	GW	82kg		82kg		82kg	
		0.53CBM/pc		0.53CBM/pc		0.53CBM/pc	
	Remove Front Wheel Packing	177*38*85		177*38*85		177*38*85	



HM-5.0



HM-5.1



HM-5.2



HM-3.0



HM-7

Model		HM-5.0		HM-5.1		HM-5.2		
		1500w12ah	2000w12ah	1500w12ah	2000w12ah	1500w12ah	2000w12ah	
		45km/h COC		45km/h COC		45km/h COC		
		25km/h COC		25km/h COC		25km/h COC		
Specification	motor	1500w-2000w		1500w-2000w		1500w-2000w		
	lithium battery	60v20a, removable		60v20a, removable		60v20a, removable		
	range	35-40km		35-40km		35-40km		
	max speed	45km/h		45km/h		45km/h		
	max load	200kgs		200kgs		200kgs		
	max climb	10 degrees		10 degrees		10 degrees		
	charge time	5-6h		5-6h		5-6h		
	tire	12 inch		10 inch		8 inch		
	disc brake							
	Front and rear shock suspension							
Front light/rear light/turning lights								
Horn / speedometer / mirrors								
Packing	Vehicle package size	191*38*77cm		191*38*77cm		191*38*77cm		
	Product Size	1900x390x1000mm		1900x390x1000mm		1900x390x1000mm		
	NW	72kg		72kg		72kg		
	GW	82kg		82kg		82kg		
		0.53CBM/pc		0.53CBM/pc		0.53CBM/pc		
	Remove Front Wheel Packing	177*38*85		177*38*85		177*38*85		

Model		HM-3.0		HM-7		
		2000w20ah	4000w20ah	45km/h COC	25km/h COC	45km/h COC
Specification	motor	2000w		2000w*2000w		
	lithium battery	60v20a, removable		60v20a, removable		
	range	35-50km		35-45km		
	max speed	45km/h		45km/h		
	max load	200kgs		200kgs		
	max climb	225 degrees		225 degrees		
	charge time	5-6h		5-6h		
	tire	10 inch		10 inch		
	disc brake					
	Front and rear shock suspension					
Front light/rear light/turning lights						
Horn / speedometer / mirrors						
Packing	Vehicle package size	199*38*100cm		199*38*100cm		
	Product Size	1990x990x1000mm		1860x380x860mm		
	NW	72kg		72kg		
	GW	82kg		82kg		
		0.53CBM/pc		0.53CBM/pc		
	Remove Front Wheel Packing	177*38*85		177*38*85		



CP-4 PLUS



CP-4



CP-6

Upgrade configuration: front 17 inches and rear 12 inches, LED lamps, dual batteries can be disassembled, front aluminum alloy pedal is enlarged, double large seat cushion, charger is upgraded to aluminum alloy 6A charging (12ah takes 12 hours, 20A takes 4 hours), certificate does not include rear trunk, if 50 is required. A speed limit 45 switching 60



CP4MAX-1



CP4MAX-2

Model		CP-4 PLUS	CP-4	CP-6	
		motor	3000w	3000w	2000w
lithium battery	20ah	12ah	20ah		
range	45km/h COC	45km/h COC	45km/h COC 25km/h COC		
Specification	motor	3000W	3000W	2000W	
	lithium battery	60v20a,	60v12a, removable	60v20a	
	range	35-45km	35-45km	35-45km	
	max speed	45km/h	45km/h	45km/h/ 25km/h	
	max load	200kgs	200kgs	200kgs	
	max climb	30 degrees	30 degrees	30 degrees	
	charge time	5-6h	5-6h	3h	
	tire	12inch	12inch	17inch	
	disc brake				
	Front and rear shock suspension				
Front light/rear light/turning lights					
Horn / speedometer / mirrors / alarm					
Packing		1pc/carton	1pc/carton	1pc/carton	
	carton size	192*38*77cm	192*38*77cm	192*38*77cm	
	NW	72kg	72kg	82kg	
	GW	82kg	82kg	92kg	
		0.63CBM/pc	0.63CBM/pc	0.63CBM/pc	
		Fully upgrade charger aluminum alloy 6A	Equipped with 2A charger		
		Speed limit 45 switching 60			

Model		CP4MAX-1	CP4MAX-2	
		motor	3000w	3000w
lithium battery	20ah	20ah		
range	45km/h COC	45km/h COC		
Specification	motor	3000W	3000W	
	lithium battery	60v20a,	60v20a,	
	range	35-45km	35-45km	
	max speed	45km/h	45km/h	
	max load	200kgs	200kgs	
	max climb	30 degrees	30 degrees	
	charge time	5-6h	5-6h	
	tire	12/12inch	17/12inch	
	disc brake			
	Front and rear shock suspension			
Front light/rear light/turning lights				
Horn / speedometer / mirrors / alarm				
Packing		1pc/carton	1pc/carton	
	carton size	192*38*77cm	192*38*77cm	
	NW	72kg	72kg	
	GW	82kg	82kg	
		0.63CBM/pc	0.63CBM/pc	
		Fully upgrade charger aluminum alloy 6A	Fully upgrade charger aluminum alloy 6A	
		Speed limit 45 switching 60	Speed limit 45 switching 60	



CP-1 MAX



SS-801

Model		CP-1 MAX		
			1500w	
		20ah		
		45km/h COC	25km/h COC	
Specification	motor	1500w		
	lithium battery	60v20a		
	range	35-45km		
	max speed	45km/h		
	max load	200kgs		
	max climb	10 degrees		
	charge time	5-6h		
	tire	12 inch		
	disc brake			
	Front and rear shock suspension			
Front light/rear light/turning lights				
Horn / speedometer / mirrors / alarm				
Packing	Vehicle package size	191*38*77cm		
	Product Size	1900x390x1000mm		
	NW	72kg		
	GW	82kg		
		0.53CBM/pc		
	Remove Front Wheel Packing	177*38*85		

Main technical parameters of the scooter	
Product Size	2000*430*1600mm
Wheel	1530mm
High	1600mm
Weight	85kgs
Tire specifications	215/40-12inch
Maximum load	180kgs
Design top speed	≤85km/h
Range	40-120km
Maximum torque	120N/M
Maximum climbing	≤25
Braking performance(20 km/h)	Dry:≤1m;Wet:<3m
Main technical parameters of battery	
Battery type	Li-batteries
Capacity	20AH-60AH
Nominal voltage	60V
Main technical parameters of motor	
Motor models	Brushless dc motor hub
Ratedpower	1500W/2000W/3000W4000w
Main technical parameters of motor	
Motor models	Brushless dc motor hub
Ratedpower	1500W/2000W/3000W4000w
Main technical parameters of controller	
Currentlimiting protection value	70+1A
Under-voltage protection value	48±0.5V
Charger main parameters	
The input voltage(ac)	100-240VAC50/60H7
The output voltage(dc)	67.2~504

CP4-MAX SANLUN

Power	2000W
Voltage	60V
Charging Time	4-6hour
Foldable	NO
Range Per Charge	55-65km
Max Speed	45km/h, 60km/h
Category	Three-wheel scooter
Applicable People	Unisex
Smart Type	Electronic
Battery Capacity	20A, 30A
Product name	Tricycle Citycoco
Motor power	60V 2000W, Brushless Dc motor
Frame material	Seamless steel pipe
High speed	45km/h or 60km/h
Mileage	55-65km
Certification	WMI/CE/EEC
Charging time	4-6hour
Acceleration mode	Handleber
Acceleration Braking method	Front and Rear Hydraulic disc brake



M3-SANLUN

Frame material	Seamless steel tube
Rims	iron 12 inch
Packing size	191*38*85cm(L*W*H)拆后桥打包+
N.W/G.W	120kg
Max Speed	35km/h
Maximum load	200kg
Maximum mileage	40km
Maximum climbing	40°
Accelerator	Handlebar
Front Rear brake	Hydraulic Disc Brake
Motor power	60V/2000W Brushless DC motor
Charge time	3-5 Hours



X1

- Frame material Seamless steel tube
- Rims iron 8 inch
- Packing size 175x38x80(L*W*H)
- N.W/G.W 60kg
- Max Speed 45km/h
- Maximum load 200kg
- Maximum mileage 35km
- Maximum climbing 40°
- Accelerator Handlebar
- Front Rear brake Hydraulic Disc Brake
- Motor power
- Charge time 3-5 Hours



X7

- Frame material Seamless steel tube
- Rims iron 8inch
- Packing size 191x38x85
- N.W/G.W 70kg
- Max Speed 45km/h
- Maximum load 200kg
- Maximum mileage 40km
- Maximum climbing 40°
- Accelerator Handlebar
- Front Rear brake Hydraulic Disc Brake
- Motor power
- Charge time 3-5 Hours



Model	E30-3	X16-2 Dual Drive	X11 Dual Drive Three Wheel
Rims	iron 12inch	iron 10inch	iron 10inch
Packing size	191*38*85cm (L*W*H)	191*38*85cm (L*W*H)	191*38*85cm (L*W*H)
N.W/G.W	120kg	120kg	120kg
Max Speed	60km/h	60km/h	60km/h
Maximum load	200kg	200kg	200kg
Maximum mileage	40km	40km	40km
Maximum climbing	40°	40°	40°
Accelerator	Handlebar	Handlebar	Handlebar
Front Rear brake	Hydraulic Disc Brake	Hydraulic Disc Brake	Hydraulic Disc Brake
Motor power	60V /2000W Brushless DC motor	60V /4000W Brushless DC motor	60V /4000W Brushless DC motor
Charge time		3-5 Hours	3-5 Hours

CP9-3

- Rims iron 10inch
- Packing size 191*38*85cm (L*W*H)
- N.W/G.W 120kg
- Max Speed 60km/h
- Maximum load 200kg
- Maximum mileage 40km
- Maximum climbing 40°
- Accelerator Handlebar
- Front Rear brake Hydraulic Disc Brake
- Motor power 60V /4000W Brushless DC motor
- Charge time 3-5 Hours



MINI-1



MINI-2



CP4 side tricycle



E30



MINI-3



MINI-3.1

Model	CP4 side tricycle	E30
Frame material	seamless steel tube	seamless steel tube
Tire hub	Aluminum alloy 12 inches	Aluminum alloy 10 inches
Packaging size	194x60x80+	194x37x80
Gross weight/net weight	110kg	89kg
Maximum speed	45km/h	65km/h
maximum payload	200kg	200kg
Range of endurance	60km	60km
Climbing ability	30°	30°
Acceleration method	Turn the handle to accelerate	Turn the handle to accelerate
Braking method	Front and rear hydraulic disc brakes	Front and rear hydraulic disc brakes
Motor power	60V 2000W, mid mounted motor	60V2000W, brushless DC motor
Charging time	8-10 hours	8-10 hours

Model	MINI-1	MINI-2	MINI-3	MINI-3.1
Frame material	Seamless steel tube	Seamless steel tube	Seamless steel tube	Seamless steel tube
Rims	iron 6 inch	iron 6 inch	iron 6 inch	iron 6 inch
Packing size	142x35x65(L*W*H)	142x30x62(L*W*H)	142x30x62(L*W*H)	142x30x62(L*W*H)
N.W/G.W	35KG	35KG	35KG	35KG
Max Speed	40km/h	40km/h	40km/h	40km/h
Maximum load	200kg	200kg	200kg	200kg
Maximum mileage	55km	55km	40km	40km
Maximum climbing	40°	40°	40°	40°
Accelerator	Handlebar	Handlebar	Handlebar	Handlebar
Front Rear brake	Hydraulic Disc Brake	Hydraulic Disc Brake	Hydraulic Disc Brake	Hydraulic Disc Brake
Motor power	48V 800W	48V 800W	48V 800W	48V 800W
Charge time	3-5 Hours	3-5 Hours	3-5 Hours	3-5 Hours
Charge time	3-5 Hours	3-5 Hours	3-5 Hours	3-5 Hours



Model	MINI-4	MINI-5 Round	MINI-6 Three wheel off-road	MINI-7.0
Frame material	Seamless steel tube	Seamless steel tube	Seamless steel tube	Seamless steel tube
Rims	iron 6 inch	iron 6 inch	iron 6 inch	iron 6 inch Off-road tires
Packing size	142×30×62(L*W*H)	142×30×62(L*W*H)	142×30×62(L*W*H)	142×30×62(L*W*H)
N.W/G.W	35KG	35KG	35KG	35KG
Max Speed	40km/h	40km/h	40km/h	40km/h
Maximum load	200kg	200kg	200kg	200kg
Maximum mileage	40km	40km	40km	40km
Maximum climbing	40°	40°	40°	40°
Accelerator	Handlebar	Handlebar	Handlebar	Handlebar
Front Rear brake	Hydraulic Disc Brake	Hydraulic Disc Brake	Hydraulic Disc Brake	Hydraulic Disc Brake
Motor power	48V 800W	48V 800W	48V 800W	48V 800W
Charge time	3-5 Hours	3-5 Hours	3-5 Hours	3-5 Hours
Charge time	3-5 Hours	3-5 Hours	3-5 Hours	3-5 Hours

Model	MINI-x7.1	MINI-7.2	MINI-7.3	MINI-M2
Frame material	Seamless steel tube	Seamless steel tube	Seamless steel tube	Seamless steel tube
Rims	iron 6 inch Off-road tires	iron 6 inch	iron 6 inch Off-road tires	iron 6 inch Off-road tires
Packing size	142×30×62(L*W*H)	142×30×62(L*W*H)	142×30×62(L*W*H)	142×30×62(L*W*H)
N.W/G.W	35KG	35KG	35KG	35KG
Max Speed	40km/h	40km/h	40km/h	40km/h
Maximum load	200kg	200kg	200kg	200kg
Maximum mileage	40km	40km	40km	40km
Maximum climbing	40°	40°	40°	40°
Accelerator	Handlebar	Handlebar	Handlebar	Handlebar
Front Rear brake	Hydraulic Disc Brake	Hydraulic Disc Brake	Hydraulic Disc Brake	Hydraulic Disc Brake
Motor power	48V 800W	48V 800W	48V 800W	48V 800W
Charge time	3-5 Hours	3-5 Hours	3-5 Hours	3-5 Hours
Charge time	3-5 Hours	3-5 Hours	3-5 Hours	3-5 Hours



MINI-M1



mini-x16



mini-x17



mini-M3

Model		MINI-M1	mini-x16	mini-x17	mini-M3
SIZE	SIZE	1600*630*1050 mm	1110*470*530mm	1110*470*530mm	1110*470*530mm
	PACHKING DIMENSIONS	1480*320*730 mm	1220*250*480mm	1220*250*480mm	1220*250*480mm
MATERIAL	Frame material	iron	iron	iron	iron
MAIN	SPEED(km/h)	25-35km/h	30-35km/h	30-35km/h	30-35km/h
	SHOCK	DOUBLE	DOUBLE	DOUBLE	DOUBLE
BATTERY	RATED VOLTAGE (V)	48V	48v	48v	60v
	CAPACITY (mAh)	12AH 20AH	12AH 20ah	12AH 20ah	12AH 20ah
	Range (km)	20-25KM 40-45KM	25-30km 40-45km	25-30km 40-45km	25-30km 40-45km
	SMART BMS	Balance Charge / Charge Protect / Low Voltage Protect / High Temperature Protect			
MOTOR	RATED POWER (W)	1000-1500W	1000W	1000W	1000W
	GRADIENT	≤40°	≤40°	≤40°	≤40°
	CERTIFICATE	CE, ROHS	CE, ROHS	CE, ROHS	CE, ROHS
CHARGER	Charging time	Approximately 4-6 hours	Approximately 4-6 hours	Approximately 4-6 hours	Approximately 4-6 hours
	INPUT VOLTAGE (V)	100-240v	100~ 240v	100~ 240v	100~ 240v
	OUTPUT VOLTAGE (V)	54.6V	54.6V	54.6V	54.6V
	RATED CURRENT (A)	2A	2A	2A	2A
	CERTIFICATE	CE, UL, SAA	CE	CE	CE
TIRE	FRONT TIRE	10inch	15*6-6inch Vacuum Tire	15*6-6inch Vacuum Tire	8inch Vacuum Tire
	REAR TIRE	15-6-6inch	15*6-6inch Vacuum Tire	15*6-6inch Vacuum Tire	8inch Vacuum Tire
BRAKE	BRAKE: (Front\$rear)	disc brake	wire brake	wire brake	wire brake
WEIGHT	N.W	50kg	45kg	45kg	45kg



M1



M2

Model		M1	M2
SIZE	SIZE	1500*630*920mm	1500*630*920mm
	PACHKING DIMENSIONS	1250*400*750mm	1250*400*750mm
MATERIAL	Frame material	iron	iron
MAIN	SPEED(km/h)	Speed limit 32 lifted 45	Speed limit 32 lifted 45
MAIN	SHOCK	Double shock absorption	Double shock absorption
BATTERY	RATED VOLTAGE (V)	60V	60V
	CAPACITY (mAh)	12AH 20AH	12AH 20AH
	Range (km)	25-30km 40-45km	25-30km 40-45km
	SMART BMS	Balance Charge / Charge Protect / Low Voltage Protect / High Temperature Protect	
MOTOR	RATED POWER (W)	1000w (Rear wheel drive)	1000w (Rear wheel drive)
	GRADIENT	≤40°	≤40°
	CERTIFICATE	CE, ROHS	CE, ROHS
CHARGER	Charging time	About 4-6 hours	About 4-6 hours
	INPUT VOLTAGE (V)	100 ~ 240v	100 ~ 240v
	OUTPUT VOLTAGE (V)	67.2V	67.2V
	RATED CURRENT (A)	2A	2A
	CERTIFICATE	CE, UL, SAA	CE, UL, SAA
TIRE	FRONT TIRE	8inch Vacuum Tire	8inch Vacuum Tire
	REAR TIRE	8inch Vacuum Tire	8inch Vacuum Tire
BRAKE	BRAKE: (Front\$rear)	Hydraulic Disc Brake	Hydraulic Disc Brake
WEIGHT	N.W	55kg	55kg

BR BRASIL 
Autopropelidos
Largura 70cm Eixo 1.3
Motor 1.000w
VELOCIDADE ATÉ
32km/h
RESOLUÇÃO CONTRAN 996

BR BRASIL 
Autopropelidos
Largura 70cm Eixo 1.3
Motor 1.000w
VELOCIDADE ATÉ
32km/h
RESOLUÇÃO CONTRAN 996

BR BRASIL 
Autopropelidos
Largura 70cm Eixo 1.3
Motor 1.000w
VELOCIDADE ATÉ
32km/h
RESOLUÇÃO CONTRAN 996



M3






M4



M5

SIZE 1500*630*112mm
 PACHKING DIMENSIONS 1420*380*630mm
 TIRE SIZE 10 inch aluminum alloy
 Frame material iron
 SPEED(km/h) Speed limit 32, lift 55-60
 SHOCK Double shock absorption
 RATED VOLTAGE (V) 60V
 CAPACITY (mAh) 12AH 20AH
 Range (km) 25-30km 40-45km
 SMART BMS
 RATED POWER (W) 1000w (Actual 2.0kw marked 1.0kw)
 GRADIENT ≤40°
 CERTIFICATE CE, ROHS
 Charging time About 4-6 hours
 INPUT VOLTAGE (V) 100 ~ 240v
 OUTPUT VOLTAGE (V) 67.2V
 RATED CURRENT (A) 2A
 CERTIFICATE CE, UL, SAA
 FRONT TIRE 225/40-10nch Vacuum Tire
 REAR TIRE 225/40-10nch Vacuum Tire
 BRAKE: (Front\$rear) Hydraulic Disc Brake

Model		M3	M4
SIZE	SIZE	1500*630*112mm	1500*630*112mm
	PACHKING DIMENSIONS	1420*380*630mm	1420*380*630mm
MATERIAL	Frame material	iron 8 inches (10 inches plus 200)	iron 8 inches (10 inches plus 200)
MAIN	SPEED(km/h)		
	SHOCK	Double shock absorption	Double shock absorption
BATTERY	RATED VOLTAGE (V)	60V	60V
	CAPACITY (mAh)	12AH 20AH	12AH 20AH
	Range (km)	25-30km 40-45km	25-30km 40-45km
	SMART BMS	Balance Charge / Charge Protect / Low Voltage Protect / High Temperature Protect	
MOTOR	RATED POWER (W)	1000w (Rear wheel drive)	1000w (Rear wheel drive)
	GRADIENT	≤40°	≤40°
	CERTIFICATE	CE, ROHS	CE, ROHS
CHARGER	Charging time	About 4-6 hours	About 4-6 hours
	INPUT VOLTAGE (V)	100 ~ 240v	100 ~ 240v
	OUTPUT VOLTAGE (V)	67.2V	67.2V
	RATED CURRENT (A)	2A	2A
	CERTIFICATE	CE, UL, SAA	CE, UL, SAA
TIRE	FRONT TIRE	8inch Vacuum Tire	8inch Vacuum Tire
	REAR TIRE	8inch Vacuum Tire	8inch Vacuum Tire
BRAKE	BRAKE: (Front\$rear)	Hydraulic Disc Brake	Hydraulic Disc Brake





M8 & (X21)



Model		M6	M7	M9
SIZE	SIZE	1500*630*112mm	1500*630*112mm	1500*630*920mm
	PACHKING DIMENSIONS	1420*380*630mm	1420*380*630mm	1250*400*750mm
	TIRE SIZE	12 inch aluminum alloy	10 inch aluminum alloy	
MATERIAL	Frame material	iron	iron	iron
MAIN	SPEED(km/h)	Speed limit 32, lift 55-60	Speed limit 32, lift 55-60	Speed limit 32, lift 55-60
	SHOCK 减震	Double shock absorption	Dual shock absorption	Double shock absorption
BATTERY	RATED VOLTAGE (V)	60V	60V	60V
	CAPACITY (mAh)	12AH 20AH	12AH 20AH	12AH 20AH
	Range (km)	25-30km 40-45km	25-30km 40-45km	25-30km 40-45km
	SMART BMS	Balance Charge / Charge Protect / Low Voltage Protect / High Temperature Protect		
MOTOR	RATED POWER (W)	1000w (Actual 2.0kw marked 1.0kw)		
	GRADIENT	≤40°	≤40°	≤40°
	CERTIFICATE	CE, ROHS	CE, ROHS	CE, ROHS
CHARGER	Charging time	About 4-6 hours	About 4-6 hours	About 4-6 hours
	INPUT VOLTAGE (V)	100 ~ 240v	100 ~ 240v	100 ~ 240v
	OUTPUT VOLTAGE (V)	67.2V	67.2V	67.2V
	RATED CURRENT (A)	5A	5A	2A
	CERTIFICATE	CE, UL, SAA	CE, UL, SAA	CE, UL, SAA
TIRE	FRONT TIRE	12nch Vacuum Tire	225/40-10nch Vacuum Tire	10inch Vacuum Tire
	REAR TIRE	12nch Vacuum Tire	225/40-10nch Vacuum Tire	10inch Vacuum Tire
BRAKE	BRAKE: (Front\$rear)	Hydraulic Disc Brake	Hydraulic Disc Brake	Hydraulic Disc Brake
WEIGHT	N.W			55kg

SIZE 1500*630*920mm
 PACHKING DIMENSIONS 1250*400*750mm
 Frame material iron
 SPEED(km/h) Speed limit 32, lift 55-60
 SHOCK 减震 Dual shock absorption
 RATED VOLTAGE (V) 60V
 CAPACITY (mAh) 12AH 20AH
 Range (km) 25-30km 40-45km
 SMART BMS Balance Charge / Charge Protect / Low Voltage Protect / High Temperature Protect
 RATED POWER (W) 1000w (Actual 2.0kw marked 1.0kw)
 GRADIENT ≤40°
 CERTIFICATE CE, ROHS
 Charging time About 4-6 hours
 INPUT VOLTAGE (V) 100 ~ 240v
 OUTPUT VOLTAGE (V) 67.2V
 RATED CURRENT (A) 2A
 CERTIFICATE CE, UL, SAA
 FRONT TIRE 10inch Vacuum Tire
 REAR TIRE 10inch Vacuum Tire
 BRAKE: (Front\$rear) Hydraulic Disc Brake
 N.W 55kg



Third Generation PLUS



Mi10

SIZE	1500*630*920mm	
PACKING DIMENSIONS	1250*400*750mm	
Frame material	iron	
SPEED(km/h)		
SHOCK	Double shock absorption	
RATED VOLTAGE (V)	60V	
CAPACITY (mAh)	12AH	20AH
Range (km)	25-30km	40-45km
SMART BMS		
RATED POWER (W)	1000w (Actual 2.0kw marked 1.0kw)	
GRADIENT	≤40°	
CERTIFICATE	CE, ROHS	
Charging time	About 4-6 hours	
INPUT VOLTAGE (V)	100 ~ 240v	
OUTPUT VOLTAGE (V)	67.2V	
RATED CURRENT (A)	2A	
CERTIFICATE	CE, UL, SAA	
FRONT TIRE	12inch Vacuum Tire	
REAR TIRE	12inch Vacuum Tire	
BRAKE: (Front\$rear)	Hydraulic Disc Brake	
N.W	55kg	



ET-1



ET-2



ET-3



ET-4



ET-5



Model	ET-1	ET-2	ET-3	ET-4
	Acid lead	Li	Li	Acid lead
	24V5A	24V8A	24V6A贴8a	36v12a
Motor power	24V180W	24V180W	24V180W	350w-500W
Frame material	Seamless steel tube			
Tire hub	12 inches	12 inches	12 inches	14 inches
Packaging size	105-25-53	105-25-53	105-25-53	1250*260*680mm
Gross weight/net weight	19.5KG	18KG	18KG	30KG
Maximum speed	18km/h	18km/h	18km/h	25km/h
maximum payload	80kg	80kg	80kg	80kg
Range	6-7km	13km-15km	13km-15km	Range of 20-35km
Applicable age	5+	5+	5+	5+
Acceleration method	Rotate the handle to accelerate to 3rd gear			
Braking method	Rear wheel lock brake			
Charging time	3-4 hours	3-4 hours	3-4 hours	3-4 hours
Product size	116-50-73	116-50-73	116-50-73	1250*500*750 mm

ET-5	
Battery	24V5AH
Maximum endurance time	About 8-10km(under 50kg)
Charger	24V0.8A(5521)
controller	24V250W
Brushed motor	My8028 24V250
drive	Control speed of electro deless handle
Maximum dimbing gradient	10 degree (under 50kg)
Maximum speed	22KM/H 50KG
brake	Rear drum brake
load	Suitable for childran over 8yearsold
tyre	12 inch / Inflatable tire+rear
Iron	Spray black
vehicle size(Length*width*height)	110.8*22*58.2cm
Vehide weight	
Package size:	113*26*60.5cm



ET-01

ET-01 MAX

ET-02

Model	ET-01	ET-01 MAX	ET-02
Motor	24V/300W	24V/300W	24V/300W
Motor type	hub motor	hub motor	hub motor
Speed	3 speeds(15-20-25km/h)	3 speeds(15-20-25km/h)	3 speeds(15-20-25km/h)
Wheel	16 inch tire	16 inch tire	16 inch tire
Braking method	Disc brake	Disc brake	Disc brake
Charging time	45-60min	45-60min	45-60min
Rang	25km	25km	25km
Waterproof grade	IP54	IP54	IP54
Quality assurance	1 Year	1 Year	1 Year
Max-endurance	60Min	60Min	60Min
Tyre	1.2bar	1.2bar	1.2bar
Max Load	75kg	75kg	75kg
Battery	Lithium battery 24V 6AH	Lithium battery 24V 6AH	Lithium battery 24V 6AH
N.W	18.4KGS	18.4KGS	16.5 kgs
G.W	20.5KGS	20.5KGS	18.9 kgs
Carton Size	980*290*470mm	980*290*470mm	980*290*470mm
Product Packing Size	1180/540/610mm	1180/540/610mm	1180/540/610mm
Container loading capacity	260/20HQ	260/20HQ	680/40HQ



16 inch high-speed model

Model	16 inch high-speed model
Motor	36V800W
Motor type	hub motor High speed wheel hub motor
Speed	3 speeds(15-25-35km/h)
Wheel	16*3.0 inch tire
Braking method	Disc brake
Charging time	45-60min
Rang	45km
Waterproof grade	IP54
Quality assurance	1 Year
Max-endurance	60Min
Tyre	1.2bar
Max Load	100kg
Battery	Lithium battery 36V 15AH
N.W	25KGS
G.W	29KGS
Carton Size	1180*290*470mm
Product Packing Size	1280/540/610mm
Container loading capacity	260/20HQ 480/40HQ





JY-01



JY-02



HBC-06



HBC-05

NEW



ZXC-1



ZXC-2



SS-HWS



ZXC-3



ZXC-4

Model	JY-01	JY-02	HBC-06	HBC-05
Frame material	seamless steel tube			
Tire hub	10 inch	10 inch	11 inch aluminum wheel	6 inch
Packaging size	1700*420*950	1700*420*950		
Gross weight/net weight	40kg/35KG	40kg/35KG	87kg/76KG	87kg/76KG
Maximum speed	45km/h	45km/h	40km/h	40km/h
maximum payload	200kg	200kg	200kg	200kg
Range	40km	40km	40km	40km
Climbing ability	18°	18	30°	30°
Acceleration method	Spindle acceleration			
Braking method	Front and rear drum brakes		Front and rear oil pressure disc brakes	
Motor power	350w-1000w	350w-1000w	60V2000W-4000w	48v1000w
Charging time	2A	2A	Aluminum shell 6A charger	
Packaging size			102*29*38	135*30*63cm